

JANUARY 2025

Active Fixed Income Perspectives Q1 2025: A real deal

Key takeaways

Performance

Higher income returns helped spark positive performance across most bond market sectors in 2024, despite a modest rise in intermediate- and long-term yields. Lower-quality credit segments outperformed, driven by favorable macroeconomic conditions and robust investor demand.

The big picture

The overall outlook for bonds in 2025 is notably positive. We anticipate an era where interest rates remain above inflation, helping investors achieve success in fixed income. Yields are attractive compared with those observed since the 2008 global financial crisis. Still, uncertainties underlie the outlook, given potential changes to U.S. immigration and trade policy. Monetary easing is expected to continue in 2025, albeit at a notably slower pace this year in the U.S.

Approach

Evolving macroeconomic conditions will test taxable credit spread valuations that look full relative to historical levels. We favor a tactical approach to rates strategies and prefer credit sectors that have lagged recent tightening. In municipals, tax-equivalent yields for high earners are above yields for most taxable sectors. We prefer municipal credit and see more room for spreads to tighten.

Sara Devereux, Global Head of Fixed Income Group

Chris Alwine, CFA Global Head of Credit

Roger Hallam, CFA Global Head of Rates

Paul Malloy, CFA Head of U.S. Municipals

Dan Larkin, CFA Senior Investment Specialist Active Fixed Income

Nathaniel Earle, CFA Senior Investment Specialist Active Fixed Income

Contents

**A real deal
for investors**2

**Opportunities
and risks**3

**Economy, policy,
and markets**4

Active strategy5

**Current positioning
in taxable
portfolios**..... 10

A real deal for investors

We expect a favorable environment for fixed income this year. Attractive starting yields across the curve offer the prospect of durable income and can also provide a buffer against price volatility and capital appreciation if rates drop.

Bonds are positioned to perform well across a range of scenarios, which strengthens the case for their role in a portfolio, especially for those investors who hold excess cash. Most bond yields are comparable to or notably higher than prevailing money market rates, and bonds offer better diversification properties.

In our economic and market outlook for 2025, we reemphasized our view that we've entered an era of sound money—one characterized by positive real interest rates, which provides a foundation for solid fixed income returns over the next decade. Importantly, even though policy rates are generally expected to fall further, we believe they will ultimately settle at levels higher than those observed during the 2010s.

Relative to history, we are back to a more normal fixed income regime. Investors should recognize that there is a real deal in bonds.

A rare occurrence: The 10-year U.S. Treasury yield is higher than the S&P 500 earnings yield

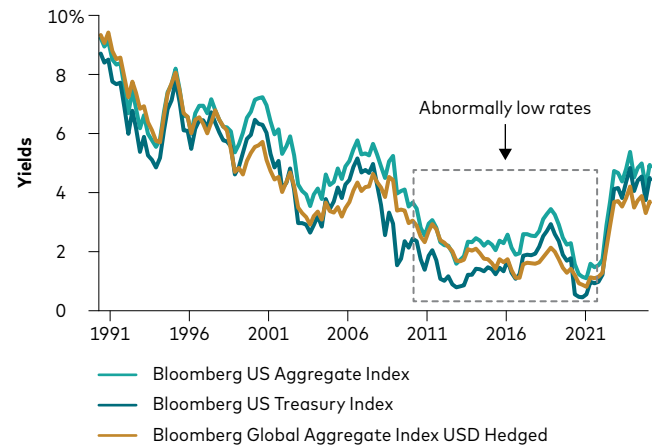


Note: The Standard and Poor's (S&P) 500 Index earnings yield is a weighted average of each constituent stock's most recent trailing 12-month earnings per share divided by its share price.

Past performance is no guarantee of future returns. The performance of an index is not an exact representation of any particular investment, as you cannot invest directly in an index.

Source: Bloomberg, as of December 31, 2024.

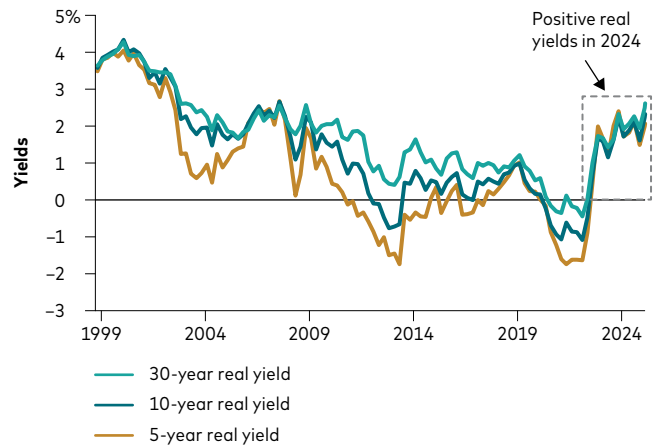
Back to normal: Bond yields during the 2010s were an outlier



Source: Bloomberg, as of December 31, 2024.

Past performance is no guarantee of future returns. The performance of an index is not an exact representation of any particular investment, as you cannot invest directly in an index.

Treasury yields in excess of inflation were positive across the curve



Source: Bloomberg, as of December 31, 2024.

Past performance is no guarantee of future returns.

Opportunities and risks

There is always policy uncertainty when a new administration takes the reins in Washington, D.C., but perhaps even more so now given today's level of partisan rancor and domestic and global tensions. While our base case outlook is positive, we emphasize that the uncertainty created by the incoming administration creates a broader range of potential outcomes for growth, inflation, and monetary policy, both domestically and abroad. This merits a disciplined and nimble approach to risk assets, and the need for ballast should be considered in portfolio construction.

Market performance this year will depend on several key factors:

- **Economic momentum.** Households and corporate balance sheets are fundamentally healthy, contributing to the spending that is helping bolster growth and stall disinflation.
- **Tariffs.** The size and distribution of tariffs could dampen growth while potentially boosting inflation. Geopolitical retaliation could increase business uncertainty and further constrain growth.
- **Immigration.** Border policy and its implementation could sharply curtail immigration, which would reduce much of the labor supply that has spurred growth recently. That could dampen future growth and increase inflation as businesses compete for workers.

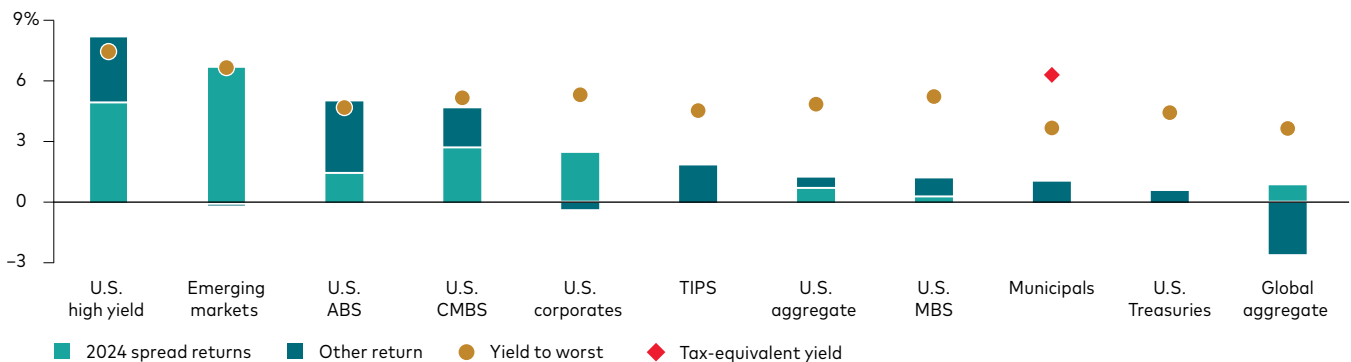
- **Fiscal policy.** The net impact of tax and spending decisions could be expansionary and inflationary, which could push yields high enough to tighten financial conditions and ultimately slow the economy down. Risks are higher given the elevated levels of government debt.
- **Deregulation.** Depending on how it is implemented, deregulation could spur innovation and productivity, impacting some sectors of the economy more than others.

Depending on how these factors play out, the Federal Reserve will have to guide monetary policy in an environment where there is significant uncertainty about the neutral rate.

With a lot of good news already priced into risk assets, such as equities and corporate bond spreads, we continue to take a long-term view and approach the year ahead with patience. Uneven economic environments can produce higher market volatility but also uncover new opportunities.

Within a framework of disciplined risk management and robust credit research, the dispersion and dislocations in the market can be harnessed and monetized into alpha via security selection.

Fixed income sector returns and yields



Note: The municipal tax-equivalent yield is calculated using a 40.8% tax bracket, which includes a 37.0% top federal marginal income tax rate and the 3.8% net investment income tax to fund Medicare.

Sources: Bloomberg indexes and JPMorgan, as of December 31, 2024. See page 7 for a full list of indexes.

Past performance is no guarantee of future returns. The performance of an index is not an exact representation of any particular investment, as you cannot invest directly in an index.

For institutional and sophisticated investors only. Not for public distribution.

Economy, policy, and markets

Market participants were surprised last year by the resilience of the U.S. economy, which powered through the effects of the fastest rate-hiking cycle in 40 years. Since the Fed stopped raising rates 18 months ago, the economy has enjoyed strong growth, low unemployment, and cooling inflation.

As we detailed in our recent economic outlook, we attribute these conditions primarily to healthy supply factors, including a surge in productivity and available labor.

We anticipate that the U.S. economy will maintain its momentum, albeit at a slightly slower pace. Emerging policy risks, including the potential implementation of trade tariffs and stricter immigration rules, could reduce the labor supply and increase inflationary pressures. Our base case forecast is for U.S. GDP growth to remain sound at 2.1%, which accounts for a modest drag from potential changes in trade and immigration policies.

We also expect progress on inflation to stall, driven by increases in shelter and services costs. That will likely keep core inflation measures above the Fed's 2% target and above 2.5% for most of the year.

The decline in inflation from pandemic-era highs has allowed the Fed to deliver 100 basis points (bps) of maintenance cuts so far this cycle, reducing the policy rate from 5.5% to 4.5%. However, economic growth and persistent above-target inflation should lead to a more gradual path of rate cuts in 2025. Unless growth weakens significantly, we expect the Fed to maintain a cautious approach, keeping the federal funds rate at or above 4%.

Markets and the Fed will need to navigate the uncertainty. We are closely monitoring emerging policy risks, particularly those that could dampen economic growth and exacerbate inflation. These factors may influence the Fed's decisions regarding the extent and timing of further policy rate reductions.

International markets

Outside the U.S., less favorable supply dynamics and restrictive monetary policies in Europe and elsewhere have translated into weaker economic growth. The course ahead looks uneven and hinges on the status of U.S. tariff policy. We see the following scenarios playing out across the globe:

- **Euro zone.** Growth is likely to remain below trend next year. We expect the European Central Bank (ECB) to cut rates to below 2% by the end of 2025, which is appropriately reflected in market pricing, in our view.
- **United Kingdom.** Fiscal stimulus measures should support growth. Slowing but sticky inflation will likely put the Bank of England on a gradual cutting path and keep policy rates above neutral next year.
- **Japan.** A pickup in domestic demand should propel growth above 1%. We expect the Bank of Japan (BOJ) to continue its gradual hiking cycle as economic activity recovers and inflation momentum holds steady.
- **Emerging markets.** We anticipate that easing cycles broadly will continue and will include more countries, though interest rates will likely stay in restrictive territory.
- **China.** Stimulus measures could offer a temporary economic boost, but more comprehensive fiscal and monetary policies will be essential to counter the significant external challenges posed by potential U.S. trade policies, structural issues in the property sector, and the lack of confidence among households and businesses.

Active strategy

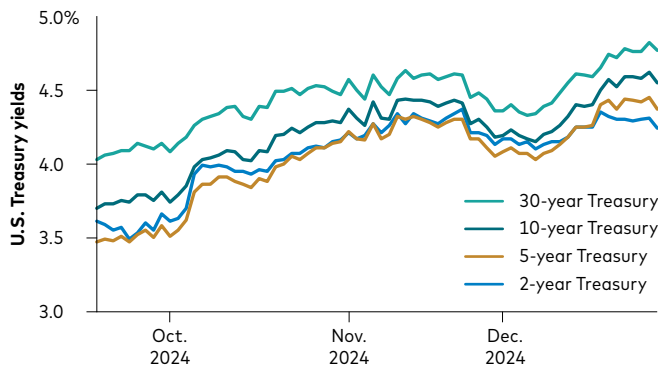
Rates

Last year, interest rates responded to shifting narratives around the economy and Fed policy. Multiple hotter-than-expected inflation prints drove rates higher in April. Then, with the unemployment rate rising in a pattern reminiscent of previous recessions, markets reacted and yields fell sharply in the third quarter.

The Fed responded forcefully by cutting rates by 100 bps over three months. However, since its initial cut of 50 bps in September, labor market and growth data have painted a more positive picture of U.S. economic growth and consumer health while inflation has stalled above the Fed's target.

Yields retraced higher in response and gained further momentum in the aftermath of the U.S. presidential election, as the market continues to digest expectations for pro-growth and potentially pro-inflationary policies.

U.S. Treasury yields since the September Fed rate cut



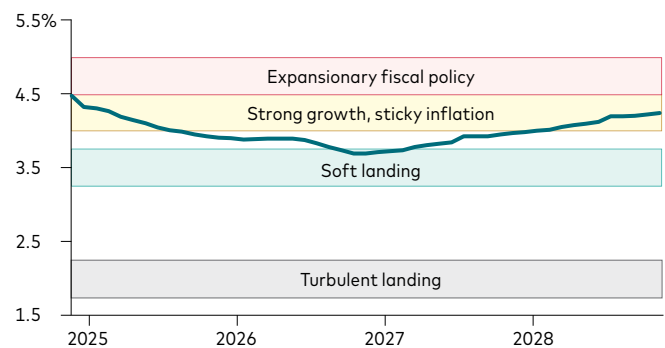
Source: Bloomberg, as of December 31, 2024.

Past performance is no guarantee of future returns.

Over the first half of 2025, we expect strong growth and sticky inflation to persist, keeping the yield curve relatively flat and yields to be consistently higher than they were for most of 2024. The Fed sees itself in a new phase of the cycle where the bar for further cuts is higher. If inflation continues to run hot, as it has done in the first quarter of the past couple of years, yields on the short end of the curve could back up a bit and flatten the curve even more as 2025 cuts get priced out.

Market pricing reflects economic expectations

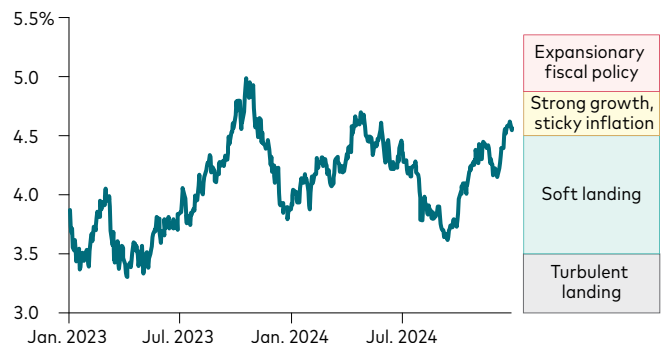
Fed funds futures' implied policy path



Note: Fed funds futures are financial futures contracts based on the federal funds rate and traded on the Chicago Mercantile Exchange operated by CME Group Inc.

Source: Bloomberg, as of December 31, 2024.

U.S. 10-year Treasury yield



Source: Bloomberg, as of December 31, 2024.

Past performance is no guarantee of future returns.

In the near term, we don't see a catalyst for a sustained rise at the long end of the curve. Continued flows into fixed income across maturities have helped keep bond yields in check.

Worries about U.S. deficit spending, as well as a potential term-premium shock to yields, are front of mind with the nomination of Scott Bessent as Treasury Secretary. Bessent has communicated his preference to reduce the fiscal deficit. Though we don't expect it, significant changes in U.S. government policies could provide a basis for long-end rates to go higher.

With respect to curve positioning, we like the risk/reward mix best in the belly of the yield curve. Short- to intermediate-term yields offer a good balance of attractive income potential with less downside price risk.

Global positioning

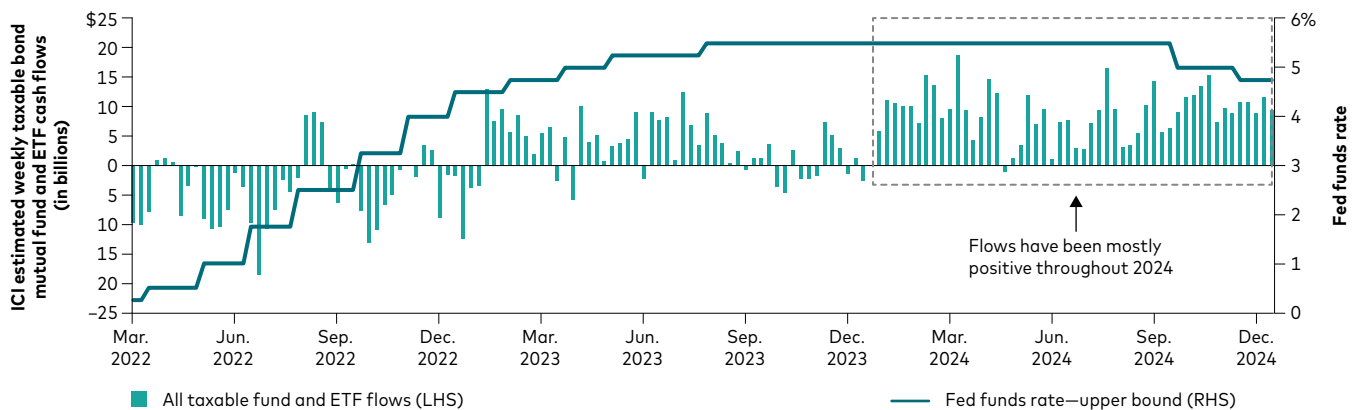
Inflation for the past two years has declined significantly in most economies outside the U.S., but so has economic growth. As inflation rates

approach central bank targets, the global easing cycle is expected to continue into 2025, though the paths for policy rates are likely to vary.

European rates markets are now appropriately pricing in a weaker growth outlook that accounts for potential global trade friction and a more dovish tone from the ECB. We have reduced our European exposure, taking profits after a period of outperformance. Nevertheless, we remain positive on sovereign fundamentals in peripheral Europe and would seek to add back exposure at wider spread levels.

In Japan, we anticipate that monetary policy will become more restrictive. We believe that the BOJ will raise rates more aggressively than current market expectations suggest to combat domestic inflation. As a result, we are maintaining a short position in Japanese government bonds and will continue to position for a flatter yield curve.

Flows into taxable bond funds and ETFs were strongly positive throughout 2024



Sources: Bloomberg, Federal Reserve, and Investment Company Institute, as of December 31, 2024.

Credit

The positive U.S. growth story has driven credit spreads across sectors to multidecade lows. In 2024, excess returns were notably positive, with the highest gains observed in lower-rated bonds.

While spread levels remain narrow relative to history, we believe the vigor of the economy and issuers' clean balance sheets justify the prices. All-in yields remain compelling across sectors when compared with prior decades, which has attracted investor demand across most sectors.

Credit yields remain attractive while spreads imply risk

Sector	Yields (%)			Spreads (bps)		
	Yield to worst (12/31/2024)	25-year median*	25-year percentile*	Option-adjusted spread (12/31/2024)	25-year median*	25-year percentile*
U.S. corporates	5.31	4.41	66%	80	131	0%
1- to 5-year corporates	4.92	2.85	75%	60	91	7%
5- to 10-year corporates	5.36	3.59	91%	82	131	1%
10-year-plus corporates	5.80	5.02	71%	98	169	0%
Euro corporates	3.45	3.80	43%	102	112	40%
High yield	7.49	7.68	44%	287	455	3%
High yield BB	6.39	6.28	50%	179	311	1%
High yield B	7.43	7.53	46%	277	450	4%
High yield CCC	10.16	10.85	36%	558	820	13%
Emerging markets investment-grade (USD)	5.84	4.58	97%	106	187	2%
Emerging markets high yield (USD)	10.34	9.07	76%	401	554	17%
U.S. ABS	4.73	3.04	67%	44	63	13%
U.S. CMBS	5.66	4.19	73%	75	104	15%
U.S. MBS	5.27	3.81	73%	43	44	46%

* Index data for yields and spreads go back to December 31, 1998 when available; all others use earliest date possible.

Note: Option-adjusted spread (OAS) is the yield spread to be added to a benchmark yield curve to discount a security's payments to match its market price using a dynamic pricing model that accounts for embedded options. **Past performance is no guarantee of future returns. The performance of an index is not an exact representation of any particular investment, as you cannot invest directly in an index.**

Source: Bloomberg, as of December 31, 2024. See below for a full list of indexes.

Indexes used in charts

The following indexes are represented in the sector returns and yields chart on page 3: Bloomberg US Corporate High Yield Bond Index; J.P. Morgan Emerging Markets Bond Index (EMBI) Global Diversified; Bloomberg US Asset-Backed Securities Index; Bloomberg CMBS Erisa Eligible Index; Bloomberg US Corporate Bond Index; Bloomberg US Treasury Inflation-Linked Bond Index (Series-L); Bloomberg US Aggregate Index; Bloomberg US Mortgage Backed Securities Index; Bloomberg US Municipal Index; Bloomberg US Treasury Index; and Bloomberg US Global Aggregate Index.

The following indexes are represented in the credit yields chart on page 7: Bloomberg US Corporate Bond Index; Bloomberg US 1–5 Year Corporate Bond Index; Bloomberg U.S. 5–10 Year Corporate Bond Index; Bloomberg U.S. 10+ Year Corporate Index; Bloomberg Pan-European Aggregate Index; Bloomberg US Corporate High Yield Bond Index; Bloomberg Ba US High Yield Index; Bloomberg B US High Yield Index; Bloomberg Caa US High Yield Index; J.P. Morgan Emerging Markets Bond Index Global Diversified Investment Grade; J.P. Morgan Emerging Markets Bond Index Global Diversified High Yield; Bloomberg US Asset-Backed Securities Index; U.S. CMBS: Bloomberg CMBS: Erisa Eligible Index; Bloomberg US Mortgage Backed Securities Index.

For institutional and sophisticated investors only. Not for public distribution.

Nonetheless, there is limited room for spreads to narrow much further. Recent inflation trends have prompted the Fed to adopt a more cautious stance, which is likely to dampen the performance of risk assets.

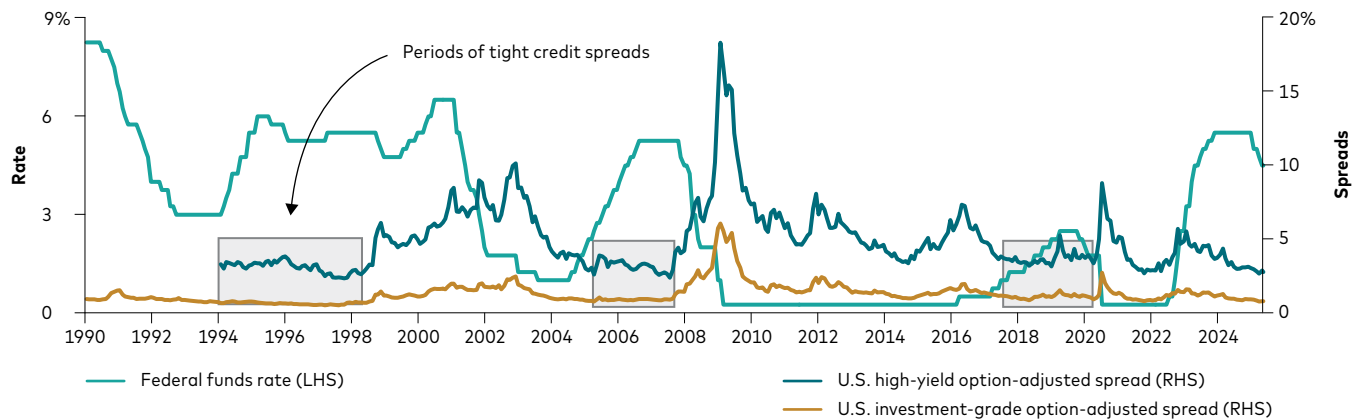
History shows that credit spreads can remain narrow for extended periods of time, particularly in the later stages of an economic expansion. If spreads are able to hold near current levels, credit should outperform government bonds due to higher starting yields.

Our base case view expects credit spreads to stay within a narrow range over the coming months. We remain constructive on credit risk but are

maintaining a lower-than-average exposure. We expect higher volatility in 2025 as new trade, tax, and immigration policies are negotiated and potentially implemented. If credit fundamentals stay healthy, these volatile periods should present opportunities to add credit risk.

Our portfolios have higher-conviction positions in sectors that have lagged recent tightening. Short-term credit, including consumer asset-backed sectors and specific pockets of U.S. and European corporates, has room to outperform. We remain defensive and focused on bond selection opportunities in U.S. high yield and emerging markets.

Credit spreads can remain tight for long periods even as the Federal Reserve keeps rates high



Note: The index tracking high-yield option-adjusted spreads began in January 1994.

Source: Bloomberg data as of December 31, 2024. Option-adjusted spread (OAS) is the yield spread to be added to a benchmark yield curve to discount a security's payments to match its market price using a dynamic pricing model that accounts for embedded options.

Alternate scenarios

The best possible scenario for credit would require sustained economic growth and inflation falling clearly downward toward 2%, which would enable the Fed to implement more rate cuts than currently anticipated.

A less optimistic scenario would be one where inflation progress stalls, leading the Fed to communicate a pause in rate cuts. Markets might then become concerned about possible rate hikes. Fear of a prolonged period of restrictive rates could raise growth concerns, and credit spreads would likely widen as a result.

The most challenging scenario for credit performance would be a sustained trend of weaker growth. Rising recession fears would result in much wider spreads, although the negative performance impact may be cushioned by a corresponding decline in Treasury yields. While not likely over the near term, this scenario could be a rising risk as 2025 progresses.

Current positioning in taxable portfolios

Rates		
Exposure	View	Strategy
U.S. duration & curve	<ul style="list-style-type: none"> The recent trend higher in yields and a steeper curve reflect the market's view of a less accommodative policy outlook, as well as expectations for a surge in issuance at the start of year. The risk/reward of owning duration is improving given improved valuations, policy risks, and the tightening of financial conditions. A substantial move higher in yields would require the market to contemplate more hawkish Fed policy or significant term-premium concerns. 	<ul style="list-style-type: none"> We have a bias to extend duration above 4.75% on 10-year Treasuries as long as inflation is less than 3% and there is no meaningful deficit expansion.
Global duration & curve	<ul style="list-style-type: none"> BOJ rate hikes and quantitative tightening to continue to pressure Japanese government bond yields higher, which should also flatten the curve. U.S.-imposed tariffs may present significant headwind to euro zone growth. Favorable valuations on U.K. gilts versus German bunds 	<ul style="list-style-type: none"> We remain short Japanese government bonds and are positioned for yield curve flattening. We retain a modest overweight in peripheral Europe. Long 10-year U.K. rates versus short German 10-year rates.
Mortgage-backed securities (MBS)/ agencies	<ul style="list-style-type: none"> Strong flows into bonds are supportive for the sector. MBS index spreads are toward the lower end of our fair-value range. Higher yields and steeper curves should improve bank and REIT demand this year. Higher mortgage rates should translate into lighter 2025 supply. 	<ul style="list-style-type: none"> We maintain a modest overweight to agency MBS and look to add selectively in agency commercial mortgage-backed securities (CMBS) and non-agency residential mortgage-backed securities (RMBS).
Credit		
Exposure	View	Strategy
Investment-grade (IG) corporates	<ul style="list-style-type: none"> Corporate fundamentals remain healthy but are well reflected in narrow spreads. Potential deregulation could provide further upside, but the impact will vary across sectors. Net new issuance in 2025 should be modest (\$250B) and met with strong demand absent an economic downturn. Valuations and cycle position justify moving up in earnings quality. 	<ul style="list-style-type: none"> We're overweight BBB rated industrials and shorter-maturity financials. We prefer issuers that are deleveraging, and we are cautious on those looking to pursue debt-funded M&A. Across the curve, we like the front end and the long end.
High-yield corporates	<ul style="list-style-type: none"> Credit fundamentals have improved given a better growth backdrop, resulting in lower default rate activity. Spreads are below historical averages and have limited room to absorb negative surprises. We see a positive supply/demand mix in 2025 as higher expected new issue volume should be met by strong demand for credit. 	<ul style="list-style-type: none"> We hold a lower-than-average allocation to the sector. Focus is on bottom-up security selection as dispersion across issuers remains high.

(Continued on page 11)

Credit

Exposure	View	Strategy
Emerging markets	<ul style="list-style-type: none">• Performance across countries has been uneven, creating pockets of value in some areas while others look expensive.• The fiscal picture for emerging markets should continue to look favorable relative to developed markets in 2025. We expect low default activity.• We are cautious given risks to trade and growth. Flows into the sector may stall with policy uncertainty and slower Fed easing.	<ul style="list-style-type: none">• We are using the first wave of 2025 issuance to add where we see value. We are defensive on names that have near-term spread widening risk.• We are looking for opportunities to add local duration exposure. We prefer emerging markets foreign currencies in Latin America versus Asia.
Structured products	<ul style="list-style-type: none">• Our favorable view of asset-backed securities (ABS) vs. short-duration corporates is reflected in recent performance. We still view ABS as an attractive source of carry.• In CMBS, 10-year AAA rated bonds offer value over similar duration corporates and should see strong demand given lack of 10-year issuance.	<ul style="list-style-type: none">• Our favorable view of ABS versus short-duration corporates is reflected in recent performance.• We still view ABS as an attractive source of carry.• In CMBS, 10-year AAA rated bonds offer value over similar duration corporates and should see strong demand given lack of 10-year issuance.

Vanguard active bond funds and ETFs

Vanguard active bond funds and ETFs	Admiral™ Shares or ETF ticker symbol	Expense ratio*
Ultra-Short Bond ETF	VUSB	0.10
Emerging Markets Bond Fund Investor	VEMBIUA	0.60
Global Credit Bond Fund Investor	VGCIUHA	0.35

Active fixed income leadership team



Sara Devereux
Global Head of Fixed
Income Group
In industry since 1992



Chris Alwine, CFA
Global Head of Credit
In industry since 1990



Roger Hallam, CFA
Global Head of Rates
In industry since 2000



Paul Malloy, CFA
Head of U.S.
Municipals
In industry since 2005

Active fixed income at Vanguard

\$473B

Vanguard Global Active
Bond AUM

\$276B Vanguard Global Active
Taxable Bond AUM

\$197B Vanguard Global Active
Municipal Bond AUM

25+ Portfolio managers

35+ Traders

60+ Credit research analysts

130+ Dedicated team members

* As reported in each fund's prospectus. A fund's current expense ratio may be higher or lower than the figure shown.

† Investment advisor: Wellington Management Company LLP.

* Investor Shares available only. There is no minimum investment required for advised clients.

Note: Data as of December 31, 2024.

For institutional and sophisticated investors only. Not for public distribution.

For more information about active fixed income, speak with your financial advisor.

Connect with Vanguard® • advisors.vanguard.com • 800-997-2798

For more information about Vanguard funds or Vanguard ETFs, visit advisors.vanguard.com or call 800-997-2798 to obtain a prospectus or, if available, a summary prospectus. Investment objectives, risks, charges, expenses, and other important information about a fund are contained in the prospectus; read and consider it carefully before investing.

Vanguard ETF Shares are not redeemable with the issuing Fund other than in very large aggregations worth millions of dollars. Instead, investors must buy and sell Vanguard ETF Shares in the secondary market and hold those shares in a brokerage account. In doing so, the investor may incur brokerage commissions and may pay more than net asset value when buying and receive less than net asset value when selling.

Past performance is no guarantee of future results. All investing is subject to risk, including possible loss of principal. Diversification does not ensure a profit or protect against a loss.

Bonds of companies based in emerging markets are subject to national and regional political and economic risks and to the risk of currency fluctuations. These risks are especially high in emerging markets.

High-yield bonds generally have medium- and lower-range credit-quality ratings and are therefore subject to a higher level of credit risk than bonds with higher credit-quality ratings.

U.S. government backing of Treasury or agency securities applies only to the underlying securities and does not prevent share price fluctuations. Unlike stocks and bonds, U.S. Treasury bills are guaranteed as to the timely payment of principal and interest.

Bond funds are subject to interest rate risk, which is the chance bond prices overall will decline because of rising interest rates, and credit risk, which is the chance a bond issuer will fail to pay interest and principal in a timely manner or that negative perceptions of the issuer's ability to make such payments will cause the price of that bond to decline.

Investments in bonds issued by non-U.S. companies are subject to risks including country/regional risk and currency risk.

Although the income from a municipal bond fund is exempt from federal tax, you may owe taxes on any capital gains realized through the fund's trading or through your own redemption of shares. For some investors, a portion of the fund's income may be subject to state and local taxes, as well as to the federal Alternative Minimum Tax.

Be aware that fluctuations in the financial markets and other factors may cause declines in the value of your account. There is no guarantee that any particular asset allocation or mix of funds will meet your investment objectives or provide you with a given level of income.

CFA® is a registered trademark owned by CFA Institute.

Vanguard®

© 2025 The Vanguard Group, Inc.
All rights reserved. Vanguard Marketing Corporation, Distributor.

FAFIXINC 012025

Investment Products: Not a Deposit • Not FDIC Insured • Not Guaranteed by the Bank • May Lose Value • Not Insured by Any Federal Government Agency

For institutional and sophisticated investors only. Not for public distribution.

Important Information

VIGM, S.A. de C.V. Asesor en Inversiones Independiente ("Vanguard Mexico") registration number: 30119-001-(14831)-19/09/2018. The registration of Vanguard Mexico before the Comisión Nacional Bancaria y de Valores ("CNBV") as an Asesor en Inversiones Independiente is not a certification of Vanguard Mexico's compliance with regulation applicable to Advisory Investment Services (Servicios de Inversión Asesorados) nor a certification on the accuracy of the information provided herein. The supervision scope of the CNBV is limited to Advisory Investment Services only and not all services provided by Vanguard Mexico.

This material is solely for informational purposes and does not constitute an offer or solicitation to sell or a solicitation of an offer to buy any security, nor shall any such securities be offered or sold to any person, in any jurisdiction in which an offer, solicitation, purchase or sale would be unlawful under the securities law of that jurisdiction. Reliance upon information in this material is at the sole discretion of the recipient.

Securities information provided in this document must be reviewed together with the offering information of each of the securities which may be found on Vanguard's website: <https://www.vanguardmexico.com/institutional/products/en/list/overview> or www.vanguard.com

Vanguard Mexico may recommend products of The Vanguard Group Inc. and its affiliates and such affiliates and their clients may maintain positions in the securities recommended by Vanguard Mexico.

ETFs can be bought and sold only through a broker and cannot be redeemed with the issuing fund other than in very large aggregations. Investing in ETFs entails stockbroker commission and a bid-offer spread which should be considered fully before investing. The market price of ETF Shares may be more or less than net asset value.

All investments are subject to risk, including the possible loss of the money you invest. Investments in bond funds are subject to interest rate, credit, and inflation risk. Governmental backing of securities applies only to the underlying securities and does not prevent share-price fluctuations. High-yield bonds generally have medium- and lower-range credit quality ratings and are therefore subject to a higher level of credit risk than bonds with higher credit quality ratings.

There is no guarantee that any forecasts made will come to pass. Past performance is no guarantee of future results.

Prices of mid- and small-cap stocks often fluctuate more than those of large-company stocks. Funds that concentrate on a relatively narrow market sector face the risk of higher share-price volatility. Stocks of companies are subject to national and regional political and economic risks and to the risk of currency fluctuations, these risks are especially high in emerging markets. Changes in exchange rates may have an adverse effect on the value, price or income of a fund.

The information contained in this material derived from third-party sources is deemed reliable, however Vanguard Mexico and The Vanguard Group Inc. are not responsible and do not guarantee the completeness or accuracy of such information.

This document should not be considered as an investment recommendation, a recommendation can only be provided by Vanguard Mexico upon completion of the relevant profiling and legal processes.

This document is for educational purposes only and does not take into consideration your background and specific circumstances nor any other investment profiling circumstances that could be material for taking an investment decision. We recommend getting professional advice based on your individual circumstances before taking an investment decision.

These materials are intended for institutional and sophisticated investors use only and not for public distribution.

Materials are provided only for the recipient's exclusive use and shall not be distributed to any other individual or entity. Broker-dealers, advisers, and other intermediaries must determine whether their clients are eligible for investment in the products discussed herein.

The information contained herein does not constitute an offer or solicitation and may not be treated as such in any jurisdiction where such an offer or solicitation is against the law, or to anyone for whom it is unlawful to make such an offer or solicitation, or if the person making the offer or solicitation is not qualified to do so.

THESE MATERIALS ARE PROVIDED FOR THE EXCLUSIVE USE OF RECIPIENT AND CONTAIN HIGHLY CONFIDENTIAL INFORMATION, WHICH SHALL NOT BE REPRODUCED OR TRANSMITTED TO ANY THIRD PARTIES WITHOUT VANGUARD'S PRIOR WRITTEN CONSENT. THE CONTENTS OF THESE MATERIALS SHALL NOT BE UNDERSTOOD AS AN OFFER OR SOLICITATION TO BUY OR SELL SECURITIES IN BRAZIL AND VANGUARD IS NOT MAKING ANY REPRESENTATION WITH RESPECT TO THE ELIGIBILITY OF ANY RECIPIENT OF THESE MATERIALS TO ACQUIRE THE INTERESTS IN THE SECURITIES DESCRIBED HEREIN UNDER THE LAWS OF BRAZIL. SUCH SECURITIES HAVE NOT BEEN REGISTERED IN BRAZIL AND NONE OF THE INTERESTS IN SUCH SECURITIES MAY BE OFFERED, SOLD, OR DELIVERED, DIRECTLY OR INDIRECTLY, IN BRAZIL OR TO ANY RESIDENT OF BRAZIL EXCEPT PURSUANT TO THE APPLICABLE LAWS AND REGULATIONS OF BRAZIL.

THIS DOCUMENT WAS SENT BY VANGUARD SPECIFICALLY TO ITS RECIPIENT AND CONTAINS HIGHLY CONFIDENTIAL INFORMATION, WHICH SHALL NOT BE REPRODUCED OR TRANSMITTED TO ANY THIRD PARTIES WITHOUT VANGUARD'S PRIOR AND WRITTEN CONSENT. THE CONTENTS OF THIS MESSAGE SHALL NOT BE UNDERSTOOD AS AN OFFER OR SOLICITATION TO BUY OR SELL SECURITIES IN BRAZIL.

This document is provided at the request of and for the exclusive use of the recipient and does not constitute, and is not intended to constitute, a public offer in the Republic of Colombia, or an unlawful promotion of financial/capital market products. The offer of the financial products described herein is addressed to fewer than one hundred specifically identified investors. The financial products described herein may not be promoted or marketed in Colombia or to Colombian residents, unless such promotion and marketing is made in compliance with Decree 2555/2010 and other applicable rules and regulations related to the promotion of foreign financial/capital market products in Colombia.

The financial products described herein are not and will not be registered before the Colombian National Registry of Securities and Issuers (Registro Nacional de Valores y Emisores - RNVE) maintained by the Colombian Financial Superintendency, or before the Colombian Stock Exchange. Accordingly, the distribution of any documentation in regard to the financial products described here in will not constitute a public offering of securities in Colombia.

The financial products described herein may not be offered, sold or negotiated in Colombia, except under circumstances which do not constitute a public offering of securities under applicable Colombian securities laws and regulations; provided that, any authorized person of a firm authorized to offer foreign securities in Colombia must abide by the terms of Decree 2555/2010 to offer such products privately to its Colombian clients.

The distribution of this material and the offering of securities may be restricted in certain jurisdictions. The information contained in this material is for general guidance only, and it is the responsibility of any person or persons in possession of this material and wishing to make application for securities to inform themselves of, and to observe, all applicable laws and regulations of any relevant jurisdiction. Prospective applicants for securities should inform themselves of any applicable legal requirements, exchange control regulations and applicable taxes in the countries of their respective citizenship, residence or domicile.

This document and its content should not be considered as an offer, if it were the case the offer of the securities described herein would be made in accordance with general rule No. 336 of the Financial Market Commission (Comisión para el Mercado Financiero). The securities described herein are not registered under Securities Market Law, nor in the Securities Registry nor in the Foreign Securities Registry of the Chilean Financial Market Commission, and therefore such securities are not subject to its oversight. Since such securities are not registered in Chile, the issuer is not obligated to provide public information in Chile regarding the securities. The securities shall not be subject to public offering unless they are duly registered in the corresponding Securities Registry in Chile. The issuer of the securities is not registered in the Registries maintained by the Chilean Financial Market Commission, therefore it is not subject to the supervision of the Chilean Financial Market Commission or the obligations of continuous information.

For institutional and sophisticated investors only. Not for public distribution.

El presente documento y su contenido no deberá considerarse como una oferta, en su caso la oferta de los valores aquí descritos se realizaría conforme a la norma de carácter general No. 336 de la Comisión para el Mercado Financiero. Los valores aquí descritos, al ser valores no inscritos bajo la Ley de Mercado de Valores en el Registro de Valores o en el Registro de Valores extranjeros que lleva la Comisión para el Mercado Financiero, no están sujetos a la fiscalización de ésta. Por tratarse de valores no inscritos, no existe la obligación por parte del emisor de entregar en Chile información pública respecto de esos valores. Los valores no podrán ser objeto de oferta pública mientras no sean inscritos en el Registro de Valores correspondiente. El emisor de los valores no se encuentra inscrito en los Registros que mantiene la Comisión para el Mercado Financiero, por lo que no se encuentra sometido a la fiscalización de la Comisión para el Mercado financiero ni a las obligaciones de información continua.

The securities described herein have not been registered under the Peruvian Securities Market Law (Decreto Supremo No 093-2002-EF) or before the Superintendencia del Mercado de Valores (the "SMV"). There will be no public offering of the securities in Peru and the securities may only be offered or sold to institutional investors (as defined in Appendix I of the Institutional Investors Market Regulation) in Peru by means of a private placement. The securities offered and sold in Peru may not be sold or transferred to any person other than an institutional investor unless such securities have been registered with the Registro Público del Mercado de Valores kept by the SMV. The SMV has not reviewed the information provided to the investor. This material is for the exclusive use of institutional investors in Peru and is not for public distribution.

The financial products described herein may be offered or sold in Bermuda only in compliance with the provisions of the Investment Business Act 2003 of Bermuda. Additionally, non-Bermudian persons may not carry on or engage in any trade or business in Bermuda unless such persons are authorized to do so under applicable Bermuda legislation. Engaging in the activity of offering or marketing the financial products described herein in Bermuda to persons in Bermuda may be deemed to be carrying on business in Bermuda.

Vanguard Mexico does not intend, and is not licensed or registered, to conduct business in, from or within the Cayman Islands, and the interests in the financial products described herein shall not be offered to members of the public in the Cayman Islands.

The financial products described herein have not been and will not be registered with the Securities Commission of The Bahamas. The financial products described herein are offered to persons who are non-resident or otherwise deemed non-resident for Bahamian Exchange Control purposes. The financial products described herein are not intended for persons (natural persons or legal entities) for which an offer or purchase would contravene the laws of their state (on account of nationality or domicile/registered office of the person concerned or for other reasons). Further, the offer constitutes an exempt distribution for the purposes of the Securities Industry Act, 2011 and the Securities Industry Regulations, 2012 of the Commonwealth of The Bahamas.

This document is not, and is not intended as, a public offer or advertisement of, or solicitation in respect of, securities, investments, or other investment business in the British Virgin Islands ("BVI"), and is not an offer to sell, or a solicitation or invitation to make offers to purchase or subscribe for, any securities, other investments, or services constituting investment business in BVI. Neither the securities mentioned in this document nor any prospectus or other document relating to them have been or are intended to be registered or filed with the Financial Services Commission of BVI or any department thereof.

This document is not intended to be distributed to individuals that are members of the public in the BVI or otherwise to individuals in the BVI. The funds are only available to, and any invitation or offer to subscribe, purchase, or otherwise acquire such funds will be made only to, persons outside the BVI, with the exception of persons resident in the BVI solely by virtue of being a company incorporated in the BVI or persons who are not considered to be "members of the public" under the Securities and Investment Business Act, 2010 ("SIBA").

Any person who receives this document in the BVI (other than a person who is not considered a member of the public in the BVI for purposes of SIBA, or a person resident in the BVI solely by virtue of being a company incorporated in the BVI and this document is received at its registered office in the BVI) should not act or rely on this document or any of its contents.

Vanguard represents and agrees that it has not offered or sold, and will not offer or sell, any ETFs or Mutual Funds to the public in Uruguay, except in circumstances which do not constitute a public offering or distribution under Uruguayan laws and regulations. Neither Vanguard ETFs or Mutual Funds nor issuer are or will be registered with the Superintendency of Financial Services of the Central Bank of Uruguay to be publicly offered in Uruguay.

This document is not intended to provide tax advice or make an exhaustive analysis of the tax regime of the securities described herein. We strongly recommend seeking professional tax advice from a tax specialist.

Bloomberg® and Bloomberg Indexes mentioned herein are service marks of Bloomberg Finance LP and its affiliates, including Bloomberg Index Services Limited ("BISL"), the administrator of the index (collectively, "Bloomberg") and have been licensed for use for certain purposes by Vanguard. Bloomberg is not affiliated with Vanguard and Bloomberg does not approve, endorse, review, or recommend the Financial Products included in this document. Bloomberg does not guarantee the timeliness, accurateness or completeness of any data or information related to the Financial Products included in this document.

Vanguard Mexico is not responsible for and does not prepare, edit, or endorse the content, advertising, products, or other materials on or available from any website owned or operated by a third party that may be linked to this email/document via hyperlink. The fact that Vanguard Mexico has provided a link to a third party's website does not constitute an implicit or explicit endorsement, authorization, sponsorship, or affiliation by Vanguard with respect to such website, its content, its owners, providers, or services. You shall use any such third-party content at your own risk and Vanguard Mexico is not liable for any loss or damage that you may suffer by using third party websites or any content, advertising, products, or other materials in connection therewith.

The sale of the VUSB, VEMBIUA, VGCIUHA qualifies as a private placement pursuant to section 2 of Uruguayan law 18.627. Vanguard represents and agrees that it has not offered or sold, and will not offer or sell, any VUSB, VEMBIUA, VGCIUHA to the public in Uruguay, except in circumstances which do not constitute a public offering or distribution under Uruguayan laws and regulations. Neither the VUSB, VEMBIUA, VGCIUHA nor issuer are or will be registered with the Superintendency of Financial Services of the Central Bank of Uruguay to be publicly offered in Uruguay. The VUSB, VEMBIUA, VGCIUHA correspond to investment funds that are not investment funds regulated by Uruguayan law 16,774 dated 27 September 1996, as amended.

Connect with Vanguard®

Vanguard®

© 2024 The Vanguard Group, Inc.
All rights reserved.

For institutional and sophisticated investors only. Not for public distribution.